

JOT Automation Group Plc.
Interim Report
January - March 2002



JOT automation

JOT Automation Interim Review *January-March 2002*

Changes in the company's management

- › ***Mr. Pertti Tarvainen appointed President***
- › ***Strengthening of the Executive Management Team***

Adjustment measures were continued

- › ***Reduction of 110 personnel in the Group's domestic and foreign units***
- › ***Monthly savings of 650 000 euros achieved (as of beginning of April 2002)***

Company strategy has been reviewed

- › ***Emphasis on testing and assembly systems***

Strengthening of test automation systems integration know-how

- › ***Acquisition of Diatel Systems Oy***

Strengthening of the Scandinavian sales and service network

- › ***Distribution agreement with Tecono AB***



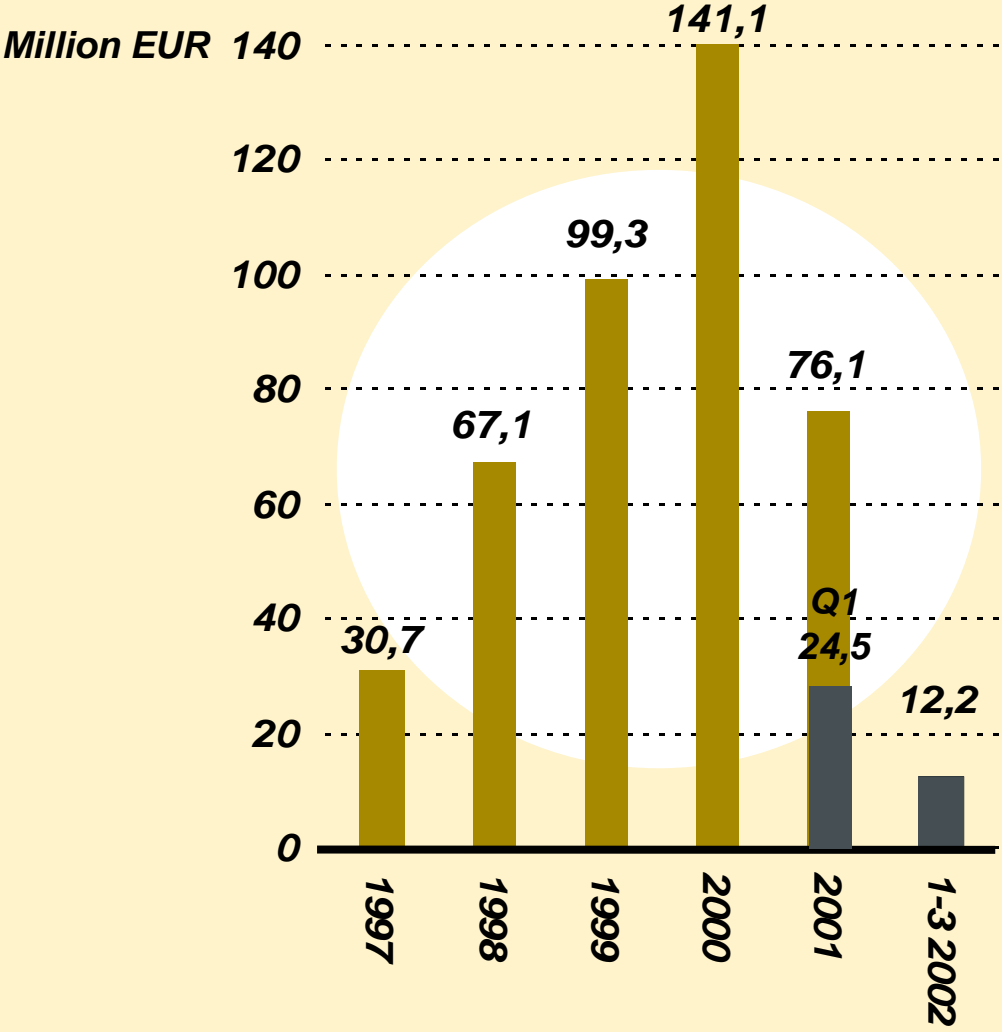
JOT automation

Key Figures

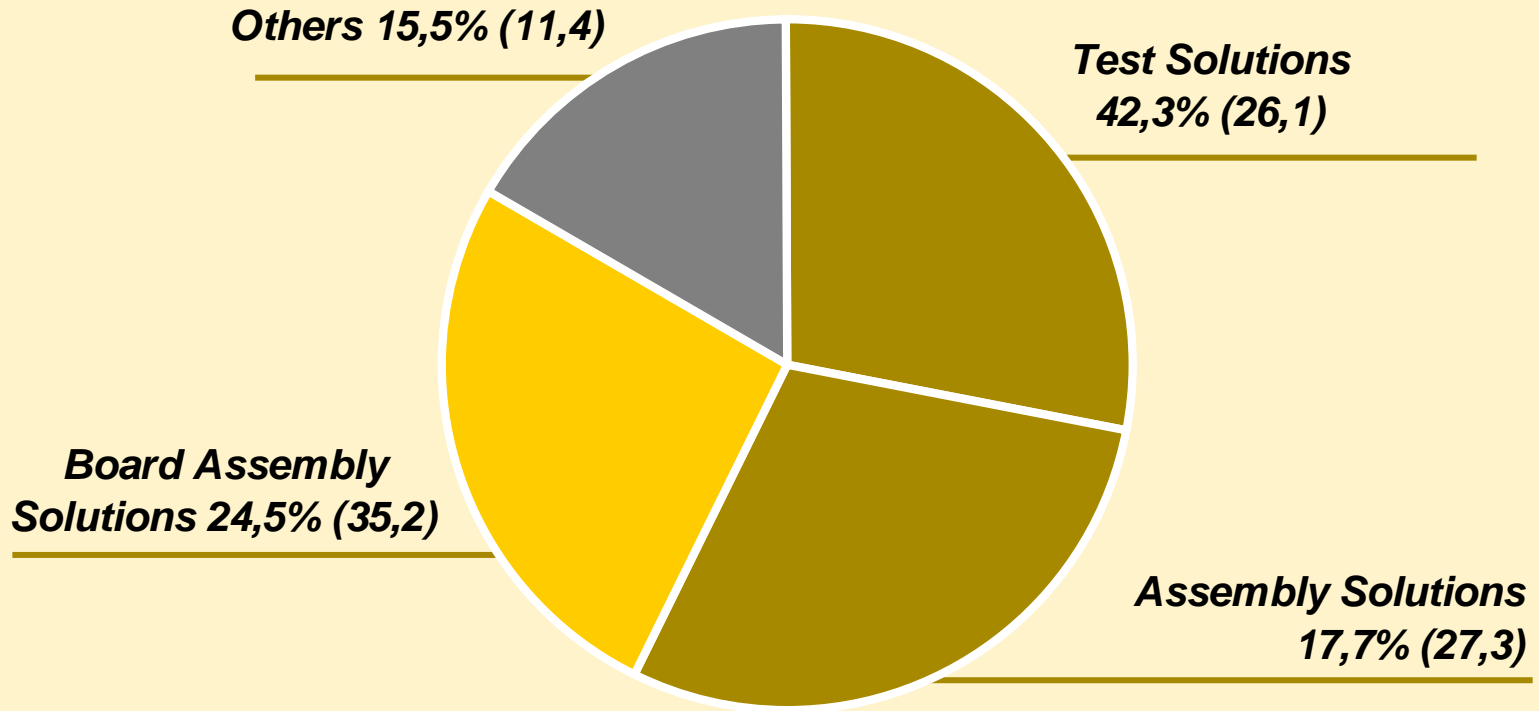
<i>Million EUR</i>	1-3/02	1-3/01	Change,%	2001
Net Sales	12,2	24,5	-50,4	76,1
Operating Profit, % of Net Sales	-64,6	-17,5		- 20,7
Operating Profit	-7,9	-4,3	-82,7	-15,8
Profit before taxes	-8,0	-2,5	-220,4	-15,8
Profit before taxes, % of net sales	-66,0	-10,2		-20,8
<i>EUR</i>				
Earnings / share	-0,04	-0,02		-0,09
Equity / share	0,10	0,21		0,15



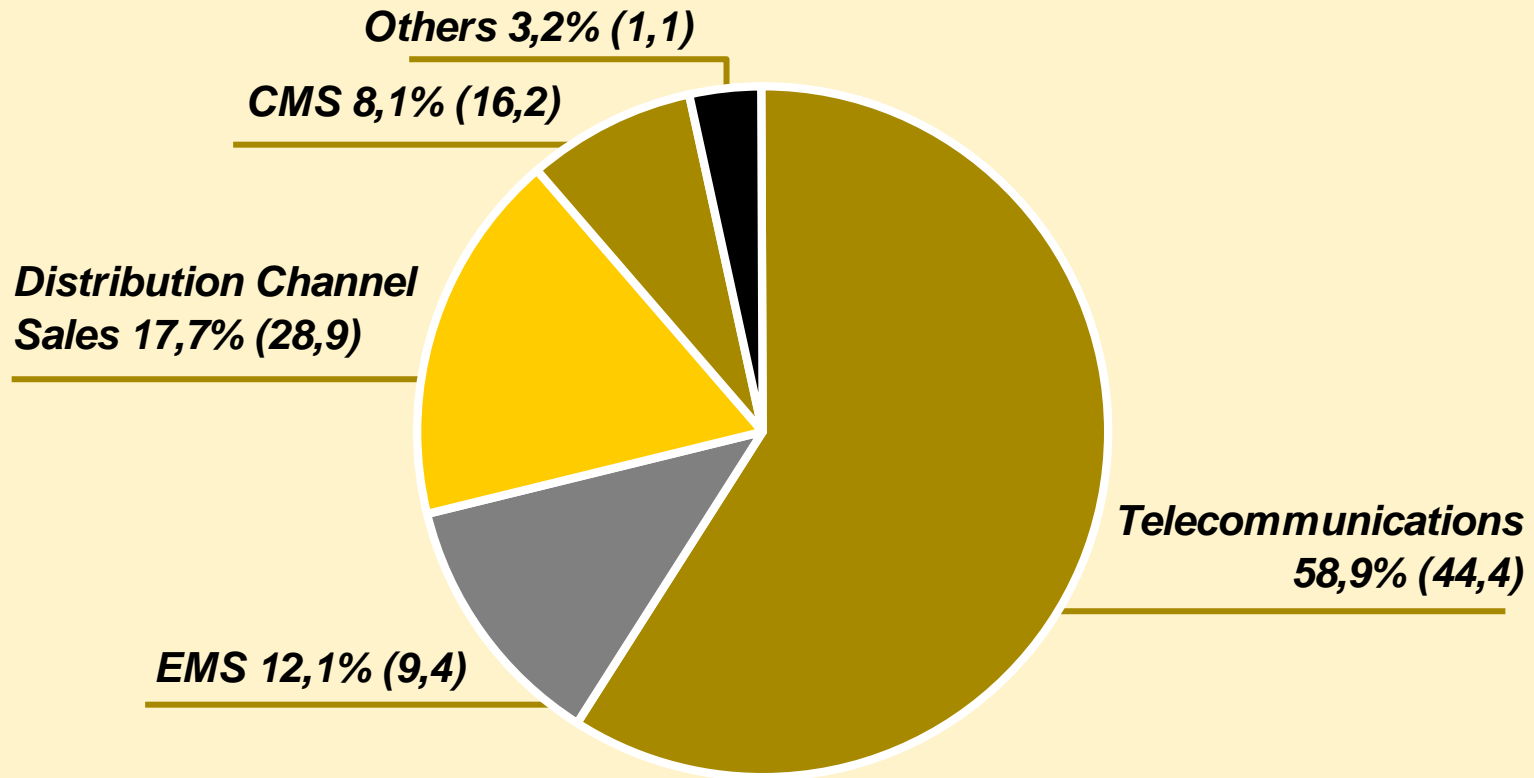
Net Sales January-March 2002



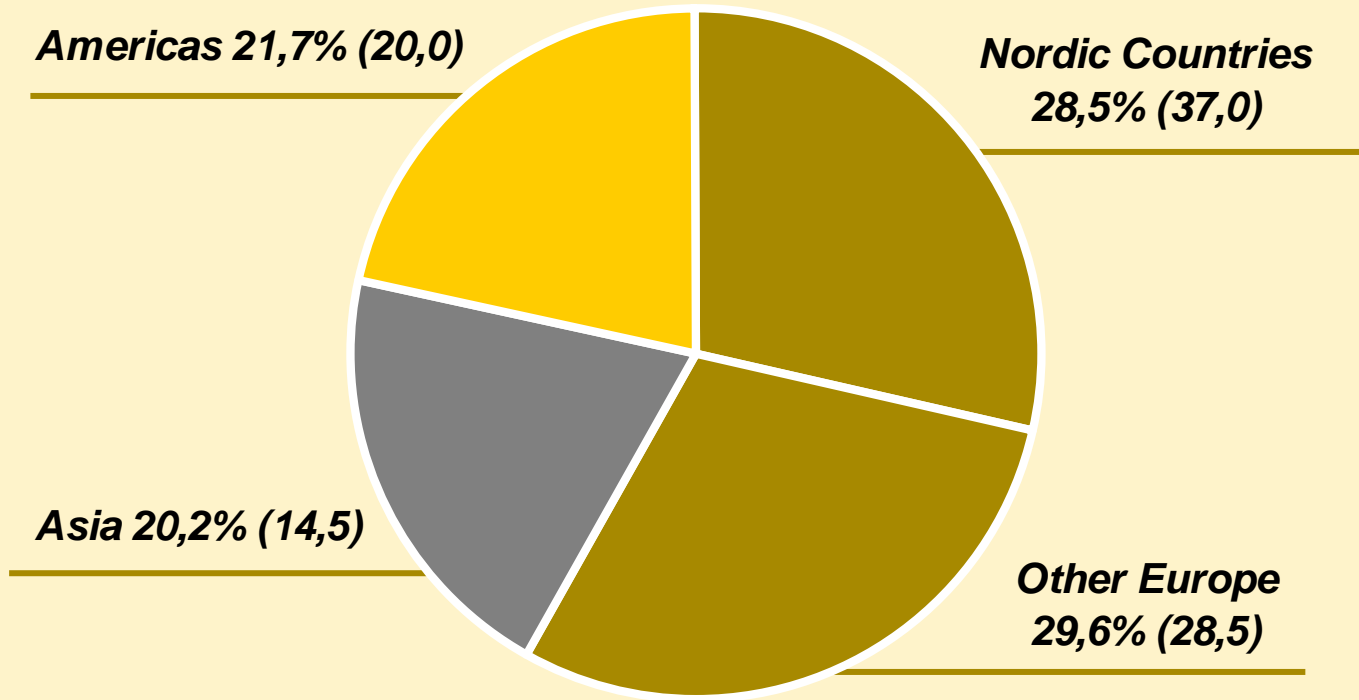
Net Sales by Product Group *January-March 2002*



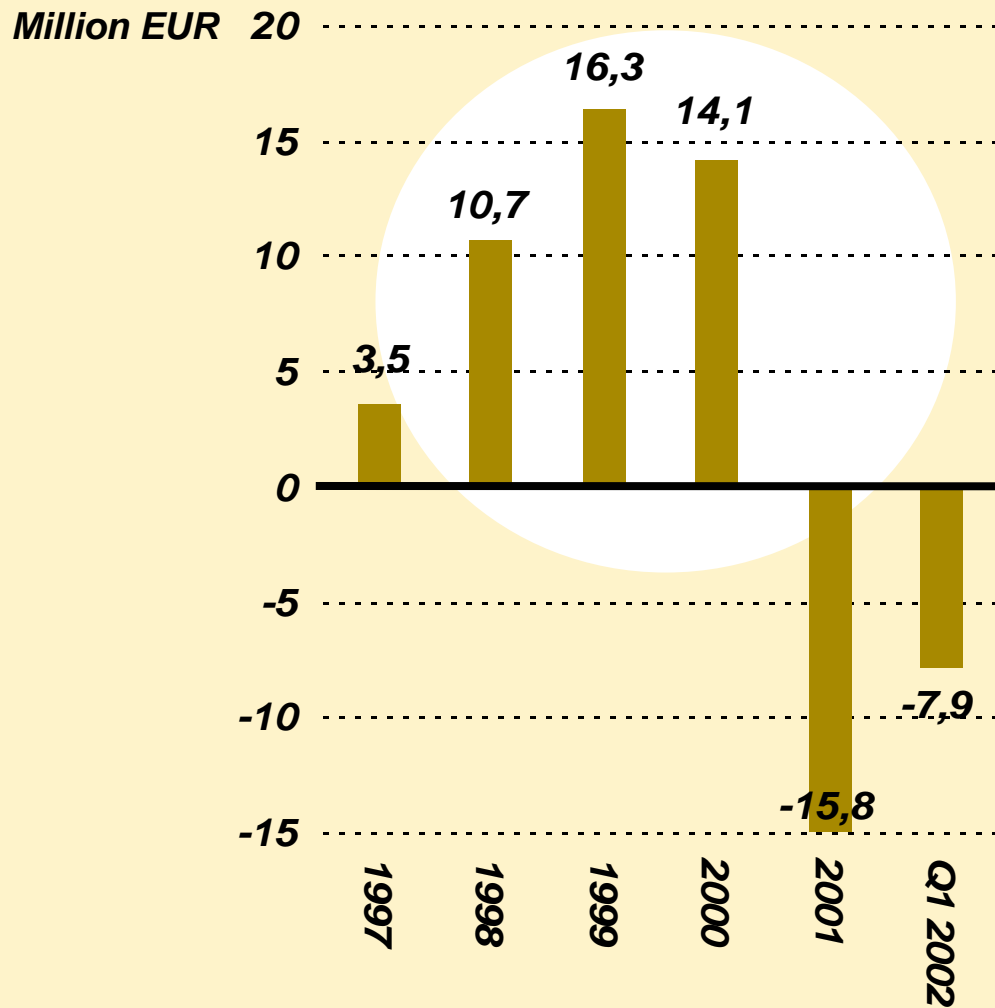
Net Sales by Customer Group *January-March 2002*



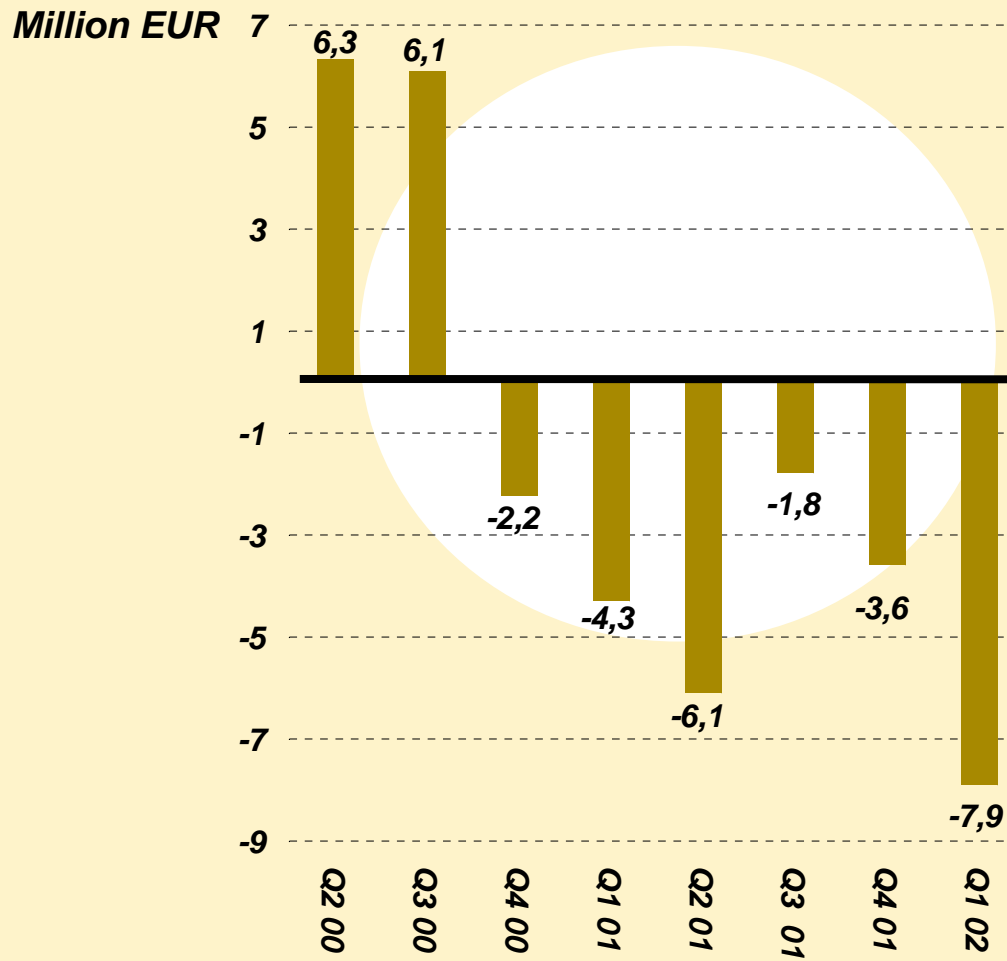
Net Sales by Market Area *January-March 2002*



Profitability *January-March 2002*



Quarterly Profitability



Key Figures

	1-3/02	1-3/01	2001
Return on equity, % (ROE)	-143,3	-28,8	-49,9
Return on investment, % (ROI)	-53,2	-4,2	-16,6
Interest-bearing net liabilities, million euros	16,9	17,4	13,1
Net Gearing, %	91,9	48,1	49,5
Equity ratio, %	30,0	42,2	37,3



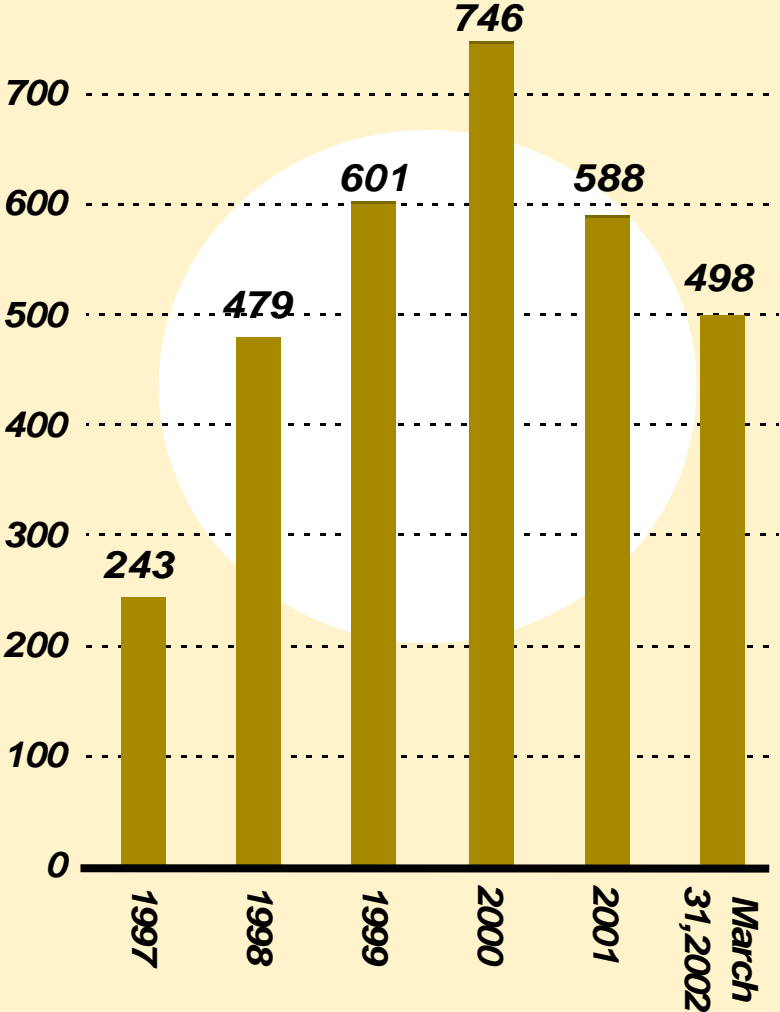
JOT automation

Key Figures

	1-3/02	1-3/01	2001
Gross investments, million euros	1,5	4,7	13,4
Gross investments, % of net sales	12,0	19,3	17,6
R & D costs, million euros	0,7	1,7	5,3
R & D costs, % of net sales	5,8	7,1	7,0



Personnel *March 31, 2002*



Merger of JOT Automation and Elektrobit

- › The merged company will be a significant supplier in the telecommunications cluster:
 - › *Over 1200 employees*
 - › *Leading international companies as clients*
 - › *Worldwide operating network, in 16 countries*
 - › *Pro forma sales in 2001 of 151,8 million euros*
 - › *Equity ratio 54.3% and liquid reserves 32.8 million euros*



Preliminary Timetable

1) *Preliminary contractual agreement*

10.4

April

12.4

2) *JOT's Annual General Shareholders' Meeting*

3) *JOT extraordinary general meeting (estimate)*

4) *JOT's second extraordinary general meeting for the implementation of the arrangement (estimate)*

June



JOT automation

Outlook for 2002

- › First half of 2002 challenging, market outlook still uncertain
 - › Second quarter net sales is estimated to be slightly higher than first quarter net sales
 - › Year 2002 is estimated to continue to show a loss
(possible merger with Elektrobitt Group not taken into account)
-
- › Investment in the sales of testing and assembly systems is expected to result in a more positive development
 - › First signs of 3G, impact on investment in automation is expected to be distributed over a longer period
 - › Demand for engineering services increase, enables new business models





JOT Automation Group Plc.
Appendix

Interim Report
January – March 2002



JOT automation

Pioneer of Production Efficiency Enhancement



- › Maximizes the competitiveness of customer production
- › Develops, manufactures and markets production automation systems, equipment and services
- › Main customer segments: Telecommunications, EMS and CMS
- › Service Network operates in 13 countries, 500 employees



JOT Automation's Business Sectors

System Business

Test
Automation

Assembly
Automation

Key Customers

Channel Business

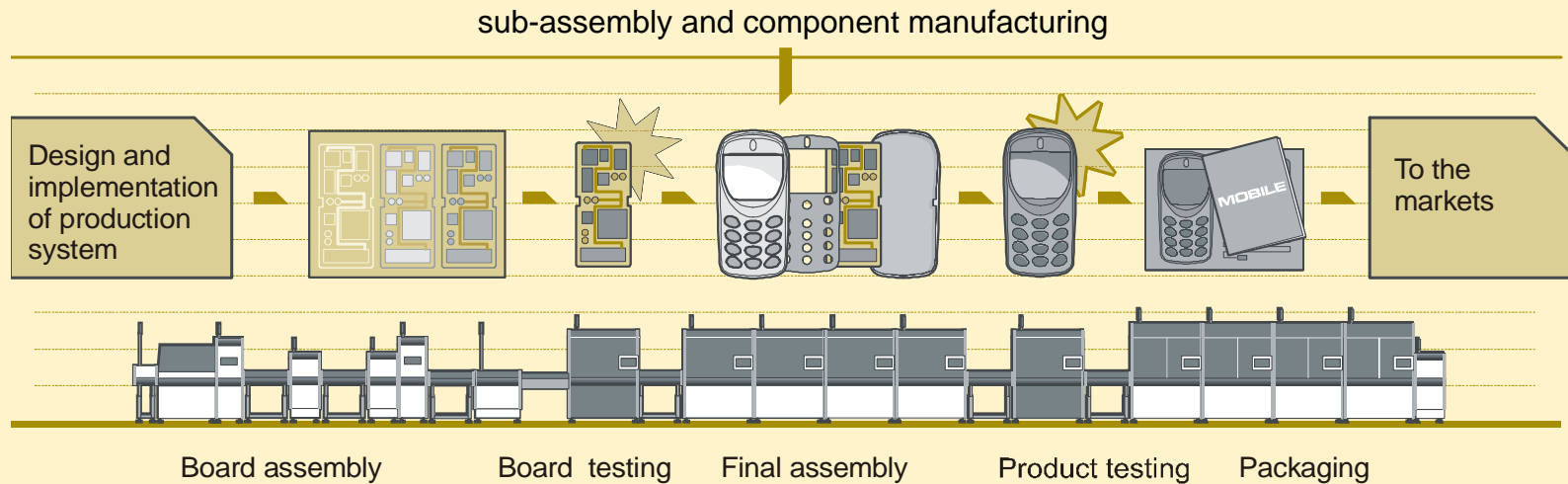
Standard equipment
for material handling
and processing

Distribution Channels

Other Customers




JOT Automation in customer's value chain



- › Expert in production automation systems
- › Deep process know-how
- › Global service network
- › Well-known supplier in telecom sector



Comprehensive Range of Standard Products



Board Assembly Solutions

- Board Handling Modules
- Pallet Systems
- Workstations
- Packaging Automation
- Depaneling Cells
- Marking Cells
- Odd-Shape Placement Cells

Testing Systems

- Testing Systems
- Test Handlers

Assembly Systems

- Final Assembly Systems
- CMS-automation
- Line Management Software



Track Record

Telecommunications: *Nokia Ericsson Motorola Nortel Lucent Panasonic*

CMS: *Eimo Perlos Nolato Rosti Triple-S*

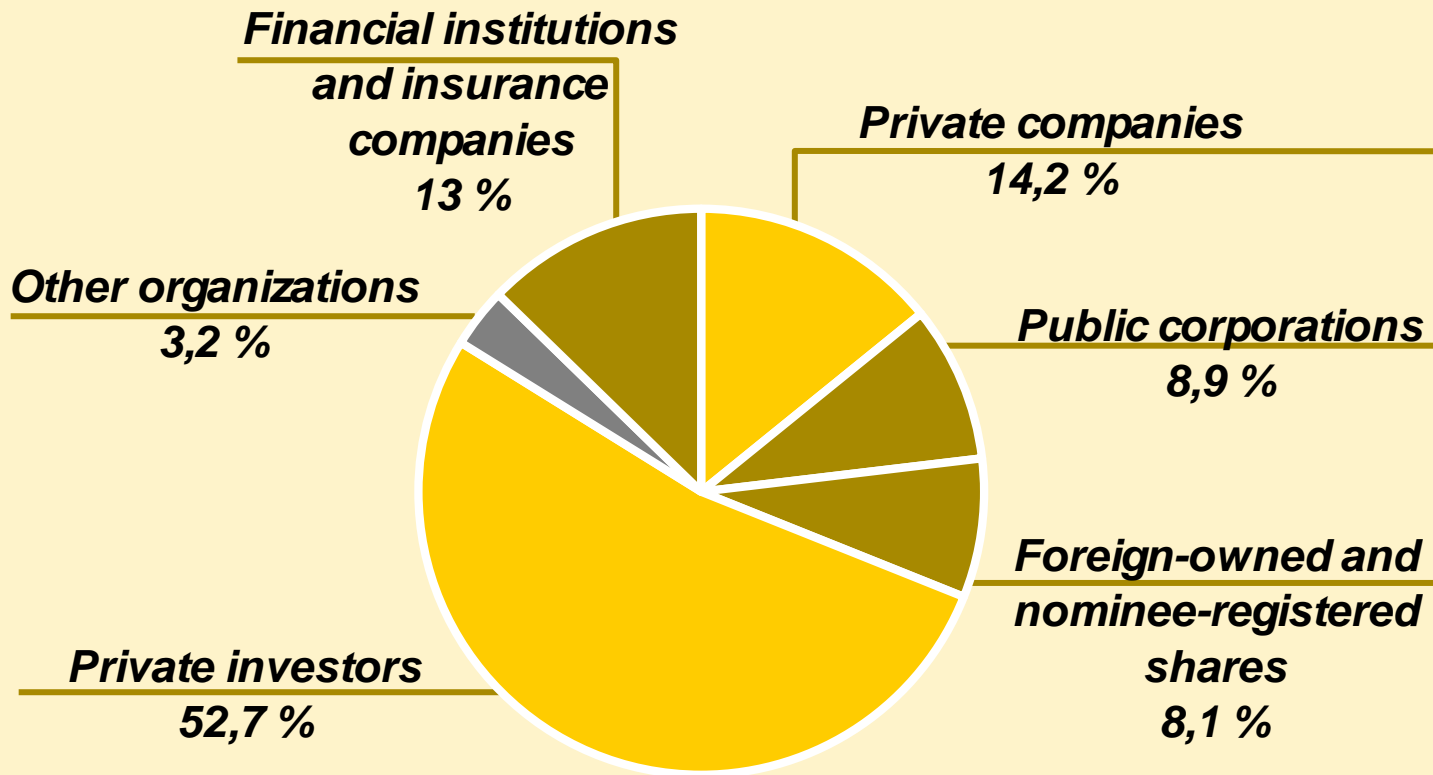
EMS: *Solectron Flextronics SCI Systems Elcoteq Jabil Celestica*

Autoelectronics: *VTI Hamlin Hella Valeo Siemens Chrysler*

- › Production lines 150
- › CMS-lines 70
- › Test Handlers 5 000
- › Robot Cells 1 500
- › Board Handling modules 10 000



Ownership March 27, 2002



Largest Shareholders March 27, 2002

<i>Largest shareholders excluding nominee registered</i>	<i>Number of shares</i>	<i>Per cent of shares</i>
Terentjeff Jorma, Board Member	9002983	5,1
Head Invest Oy	7997400	4,5
Tapiola General Mutual Insurance Company	5086000	2,9
Ilmarinen Mutual Pension Insurance Company	4815700	2,7
Kettula Mika, Chairman of the Board	3262340	1,8
Tapiola Mutual Pension Insurance Company	2702300	1,5
Merivirta Jyri	2200000	1,2
Evatec Oy	2000000	1,1
Sitra (Finnish National Fund for Research and Develop.)	1974250	1,1
Investment Fund Alfred Berg Portfolio	1525600	0,9
Foreign and nominee registered	14454673	8,1
The shares owned by the Board members of JOT Automation Group Plc. and communities effectively controlled by them	12 276 323	6,9

The President of the Company holds 102 750 option rights, which entitle to subscribe for 288,000 shares.



JOT automation